








































LCP Status South Coast Area As of July 1, 2009

Legend

-  County LCP Effectively Certified
-  City LCP Effectively Certified
-  City LUP Effectively Certified
-  No LCP/LUP Effectively Certified
-  Area of Deferred Certification

- | | |
|--|---|
|  Los Angeles County
(2 of 4 segments) |  Orange County
(4 of 7 segments) |
|  Los Angeles |  Seal Beach |
|  Santa Monica |  Huntington Beach |
|  Beach |  MWD Wetland |
|  Civic Center |  Costa Mesa |
|  El Segundo |  Newport Beach |
|  Manhattan Beach |  Irvine |
|  Hermosa Beach |  Laguna Beach |
|  Redondo Beach (1 of 2 segments) |  Irvine Cove |
|  Edison Easement |  Hobo Canyon |
|  Torrance |  Blue Lagoon |
|  Palos Verdes Estates |  Three Arch Bay |
|  Rancho Palos Verdes |  Laguna Niguel |
|  Long Beach |  Aliso Viejo |
|  Cerritos Wetlands |  Dana Point |
|  Avalon |  San Clemente |
|  Peppy Beach |  Marblehead Coastal |

* City of Malibu and LA Co. Malibu/
Santa Monica Mountains Segment are
within the So. Central Coast Area

